

NASSAU COUNTY WORK AUTHORIZATION #02 **CS-23-511**

<b>Contract Number:</b>	CM3559 ( <i>Piggyback Agreement on the City of Jacksonville Contract# 8258-27</i> )
<b>Consultant/Vendor:</b>	Jax Utilities Management, Inc.
<b>Consultant/Vendor Contact Name:</b>	Charlie Freshwater
<b>Consultant/Vendor Contact Phone Number:</b>	904.855.0111
<b>Consultant/Vendor Contact Email Address:</b>	cfreshwater@jaxum.com
<b>Project Short Title:</b>	Roadside Ditch Cleaning and Rehabilitation
<b>Total Amount of Previous Work Authorizations:</b>	\$565,000.00
<b>Amount of this Work Authorization:</b>	\$635,000.00
<b>New Contract Amount including this Work Authorization:</b>	\$1,200,000.00
<b>Funding Source:</b>	03404541-534000

This Work Authorization is issued pursuant to the Contract referenced above between Nassau County and the Consultant/Vendor for the following services:

**ARTICLE 1. Description of Services.** Consultant/Vendor shall provide the services as set forth in Exhibit “A”, attached hereto and incorporated herein.

**ARTICLE 2. Time Schedule.** Consultant/Vendor anticipates the services to be completed by June 1, 2025. The parties agree that this Work Authorization shall be considered as the Notice to Proceed.

**ARTICLE 3. Compensation.** Consultant/Vendor shall be compensated for the services in an amount *Not to Exceed* Six Hundred Thirty-Five Thousand Dollars and 00/100 (\$635,000.00). Vendor will be paid pursuant to the rates previously established under Contract CM3559 Roadside Ditch Cleaning and Rehabilitation.

**ARTICLE 4. Other Provisions.** This Work Authorization shall become a part of the Contract when executed by both parties. Any Work Authorization entered into prior to expiration or termination set forth in the Contract shall continue in effect through the earlier of: (i) the date all of the Services thereunder have been fully completed and accepted by Nassau County, or (ii) until such time as such Work Authorization expires or is terminated in accordance with its terms or is terminated pursuant to Article 2 hereof. Consultant/Vendor acknowledges that all drawings, data, electronic files and other information required for this Work Authorization has been accepted by Consultant/Vendor. Specifically, all electronic files have been reviewed and accepted for the purposes of this Work Authorization.

**RECOMMENDED AND APPROVED BY:**

Department Head/Managing Agent: Doug Podiak 7/25/2024  
Date


Procurement: Janace Belmont 7/26/2024  
Date

Office of Management & Budget: Chris Lacambra 7/25/2024 *JP*  
Date

County Attorney: Denise C. May 8/7/2024 *DM*  
Denise C. May Date

**IN WITNESS WHEREOF**, the Parties have caused this Work Authorization to be executed by its duly authorized representatives, effective as of the last date below.


**BOARD OF COUNTY COMMISSIONERS  
NASSAU COUNTY, FLORIDA**

  
By: John F. Martin  
Its: Chairman  
Date: September 9, 2024

**ATTEST TO CHAIR'S  
SIGNATURE**

  
JOHN A. CRAWFORD  
Its: Ex-Officio Clerk

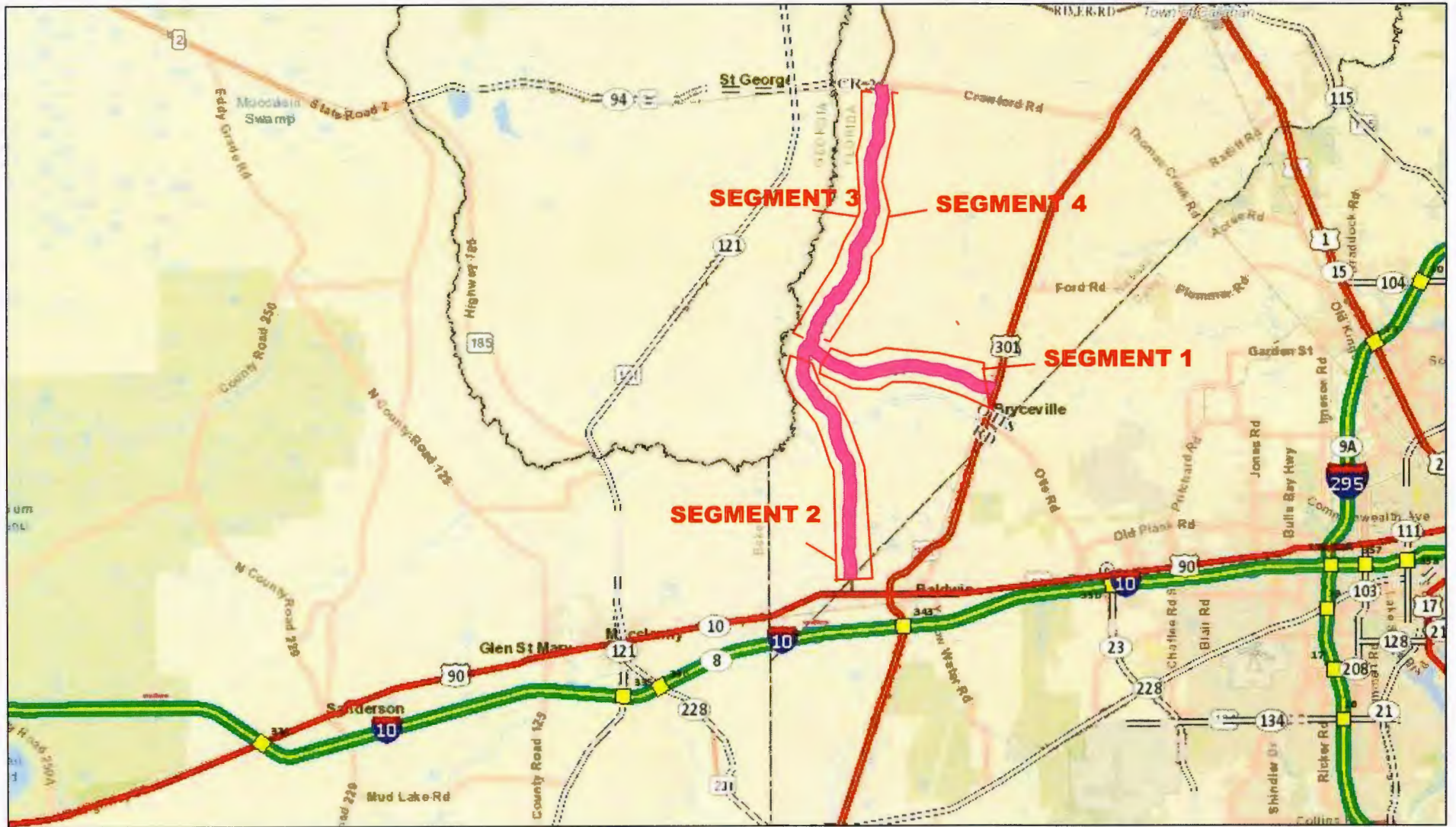
**JAX UTILITES MANAGEMENT, INC.**

BY:   
Print Name: CHARLIE FRESHWATER  
Title: President  
Date: 8/6/2024

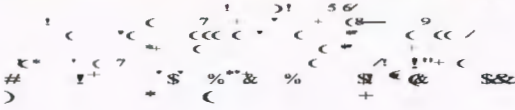
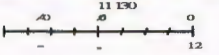
# EXHIBIT "A"

## **Scope of Work for CM3559 WA02 (Ditch Digging Contract)**

Nassau County is issuing the second Work Authorization utilizing the pay items listed in Contract CM3559 to be performed on the roadway segments listed on the attached spreadsheet. Ditches that are "on grade" (have recently been excavated), will not be included in this work. The roads listed on the spreadsheet are listed in priority order and the contractor will complete the attached list in order, until the funding (\$635,000) is exhausted. The amount is not to exceed \$635,000 for this Work Authorization.



\* - - -





Yulee		Blackrock Road	5.1	53856
Hilliard		Conner Nelson	3	31680
Callahan		Dornbush	1	10560
Callahan		Armstrong	0.6	6336
Callahan		Camelot	0.1	1056
Callahan		Roy Booth	1.1	11616
Callahan		Sherwood Road	0.5	5280
Callahan		Vikki	0.6	6336
Callahan		Hazel Jones	4.5	47520
Callahan		Heller	0.3	3168
Callahan		Jerra	0.25	2640
Callahan		Trooper	0.1	1056
Callahan		Jeannie	0.25	2640
Callahan		Bea	0.6	6336
Callahan		Charlotte Dr	0.1	1056
Callahan		Debra Lane	0.1	1056
Callahan		Point South Dr	0.5	5280
Callahan		Wanda Way * only one side	0.1	528
Callahan		Eva Ct	0.1	1056
Callahan		Thomas Creek 301-Ratliff	2.6	27456
Callahan		Thomas Creek Ratliff - Duval Line	1.5	15840
Callahan		Ratliff Road	3.7	39072
Callahan		Hurst Dr	0.5	5280
Callahan		Maplewood Ct	1.1	11616
Callahan		Pineridge Dr	0.3	3168
Callahan		Woodridge Dr	0.8	8448
Callahan		Woodland Circle	1.8	19008
Callahan		Oakwood Lane	0.2	2112
Callahan		Pinewood Ct * only one side	0.5	2640
Callahan		Woodland Lane	0.2	2112
Callahan		Freedom Dr	0.8	8448
Callahan		Sheffield Road	0.8	8448
Callahan		Perret Plantation	0.25	2640
Callahan		Split Oak Dr	0.1	1056
Callahan		Duck Pond Ct	0.15	1584
Hilliard		Middle Road N Kings Ferry to Crawford	2.6	27456

Hilliard		Middle Road N Crawford to CR 108	3.8	40128
Callahan		Middle Road S Griffin to CR 108	4.5	47520
Hilliard		Lessie Road CR 108 to White Oak Road	3.7	39072
Hilliard		Lessie Road Whiteoak - Middle	3.9	41184

## LINE ITEM PRICES 2023

ITEM NO.	DESCRIPTION	UNIT	ESTIMATED QUANTITY	CURRENT UNIT PRICE	EXTENDED PRICE
1	Mobilization (Average Cross Sectional Area < or = 13.5 sq.ft.)	EA	50	\$313.20	\$15,660.00
2	Mobilization (Average Cross Sectional Area >13.5 sq.ft.- 27 sq.ft.)	EA	20	\$339.30	\$6,786.00
3	Mobilization (Average Cross Sectional Area >27 sq.ft.- 54 sq.ft.)	EA	5	\$365.40	\$1,827.00
4	Mobilization (Average Cross Sectional Area >54 sq.ft.- 81 sq.ft.)	EA	5	\$417.60	\$2,088.00
5	Mobilization (Average Cross Sectional Area >81sq.ft.- 108 sq.ft.)	EA	5	\$428.04	\$2,140.20
6	Mobilization (Average Cross Sectional Area >108sq.ft.- 135 sq.ft.)	EA	5	\$438.48	\$2,192.40
7	Mobilization (Average Cross Sectional Area >135sq.ft.- 162 sq.ft.)	EA	5	\$448.92	\$2,244.60
8	Mobilization (Average Cross Sectional Area >162sq.ft. )	EA	5	\$459.36	\$2,296.80
9	Maintenance of Traffic (Two Lane, 2-way traffic)	EA	70	\$730.80	\$51,156.00
10	Maintenance of Traffic (Multi Lane, 1-way traffic)	EA	20	\$783.00	\$15,660.00
11	Maintenance of Traffic (Multi Lane, 2-way traffic)	EA	5	\$835.20	\$4,176.00
12	Maintenance of Traffic (Closure, including ALL detour signage)	EA	5	\$3,654.00	\$18,270.00
13	Ditch Cleaning & Rehabilitation (Type 1- Average Cross Sectional Area < or = 13.5 sq.ft.)	LF	135,000	\$4.02	\$542,619.00
14	Ditch Cleaning & Rehabilitation (Type 1- Average Cross Sectional Area >13.5 sq.ft.- 27 sq.ft.)	LF	55,000	\$3.96	\$217,621.80
15	Ditch Cleaning & Rehabilitation (Type 1- Average Cross Sectional Area >27 sq.ft.- 54 sq.ft.)	LF	15,000	\$3.65	\$54,810.00
16	Ditch Cleaning & Rehabilitation (Type 1- Average Cross Sectional Area >54 sq.ft.- 81 sq.ft.)	LF	15,000	\$3.13	\$46,980.00
17	Ditch Cleaning & Rehabilitation (Type 1- Average Cross Sectional Area >81sq.ft.- 108 sq.ft.)	LF	15,000	\$3.05	\$45,727.20
18	Ditch Cleaning & Rehabilitation (Type 1- Average Cross Sectional Area >108sq.ft.- 135 sq.ft.)	LF	15,000	\$2.62	\$39,306.60
19	Ditch Cleaning & Rehabilitation (Type 1- Average Cross Sectional Area >135sq.ft.- 162 sq.ft.)	LF	15,000	\$1.17	\$17,539.20
20	Ditch Cleaning & Rehabilitation (Type 2- Average Cross Sectional Area < or = 13.5 sq.ft.)	LF	45,000	\$4.02	\$180,873.00
21	Ditch Cleaning & Rehabilitation (Type 2- Average Cross Sectional Area >13.5 sq.ft.- 27 sq.ft.)	LF	15,000	\$3.85	\$57,785.40
22	Ditch Cleaning & Rehabilitation (Type 2- Average Cross Sectional Area >27 sq.ft.- 54 sq.ft.)	LF	5,000	\$3.65	\$18,270.00
23	Ditch Cleaning & Rehabilitation (Type 2- Average Cross Sectional Area >54 sq.ft.- 81 sq.ft.)	LF	5,000	\$3.13	\$15,660.00
24	Ditch Cleaning & Rehabilitation (Type 2- Average Cross Sectional Area >81sq.ft.- 108 sq.ft.)	LF	5,000	\$3.05	\$15,242.40
25	Ditch Cleaning & Rehabilitation (Type 2- Average Cross Sectional Area >108sq.ft.- 135 sq.ft.)	LF	5,000	\$2.63	\$13,154.40
26	Ditch Cleaning & Rehabilitation (Type 2- Average Cross Sectional Area >135sq.ft.- 162 sq.ft.)	LF	5,000	\$1.17	\$5,846.40
27	New Ditch (Average Cross Sectional Area < or = 13.5 sq.ft.)	LF	500	\$3.13	\$1,566.00
28	New Ditch (Average Cross Sectional Area >13.5 sq.ft.- 27 sq.ft.)	LF	250	\$3.76	\$939.60

29	New Ditch (Average Cross Sectional Area >27 sq.ft.- 54 sq.ft.)	LF	250	\$4.59	\$1,148.40
30	New Ditch (Average Cross Sectional Area >54 sq.ft.- 81 sq.ft.)	LF	250	\$5.35	\$1,336.32
31	New Ditch (Average Cross Sectional Area >81sq.ft.- 108 sq.ft.)	LF	250	\$6.47	\$1,618.20
32	New Ditch (Average Cross Sectional Area >108sq.ft.- 135 sq.ft.)	LF	250	\$7.10	\$1,774.80
33	New Ditch (Average Cross Sectional Area >135sq.ft.- 162 sq.ft.)	LF	250	\$7.61	\$1,902.69
34	Easement/RoW Cleaning (< or = 1,000 syds.)	SY	15,000	\$1.57	\$23,490.00
35	Easement/RoW Cleaning (>1,000- 2,500 syds.)	SY	25,000	\$1.57	\$39,150.00
36	Easement/RoW Cleaning (>2,500- 5,000 syds.)	SY	25,000	\$1.57	\$39,150.00
37	Easement/RoW Cleaning (>5,000- 10,000 syds.)	SY	20,000	\$1.57	\$31,320.00
38	Easement/ RoW Cleaning (> 10,000 syds.)	SY	15,000	\$1.57	\$23,490.00
39	Easement/RoW Rehabilitation (< or = 1,000 syds.)	SY	15,000	\$1.57	\$23,490.00
40	Easement/RoW Rehabilitation (>1,000- 2,500 syds.)	SY	25,000	\$1.57	\$39,150.00
41	Easement/RoW Rehabilitation (>2,500- 5,000 syds.)	SY	25,000	\$1.57	\$39,150.00
42	Easement/RoW Rehabilitation (>5,000- 10,000 syds.)	SY	20,000	\$1.57	\$31,320.00
43	Easement/RoW Rehabilitation (> 10,000 syds.)	SY	15,000	\$1.57	\$23,490.00
44	Grass Sod (St. Augustine, Bahia, Bermuda, other common sod)	SY	25,000	\$2.87	\$71,775.00
45	Grass Sod (Centipede, Zoysia, other specialty sod)	SY	10,000	\$3.13	\$31,320.00
46	Hydro Mulching	SY	25,000	\$0.40	\$9,918.00
47	Seed and Mulch	SY	25,000	\$0.26	\$6,525.00
48	A-3 Fill	CY	2,000	\$9.40	\$18,792.00
49	Tree Removal (>6"- 12" diameter)	EA	50	\$417.60	\$20,880.00
50	Tree Removal (>12"- 24" diameter)	EA	50	\$626.40	\$31,320.00
51	Tree Removal (>24"- 36" diameter)	EA	10	\$1,566.00	\$15,660.00
52	Tree Removal (>36"- 48" diameter)	EA	10	\$2,610.00	\$26,100.00
53	Tree Removal (>48"- 60" diameter)	EA	5	\$3,654.00	\$18,270.00
54	Storm Sewer Pipe Desilting/ Cleaning (> 32ft. Continuous)	CY	50	\$41.76	\$2,088.00
55	Storm Sewer Structure Desilting/ Cleaning	CY	50	\$41.76	\$2,088.00
56	Rip-Rap (Over filter fabric)	SY	100	\$78.30	\$7,830.00
57	Fence (Remove and Re-Install, All Types- 6' or less)	LF	500	\$13.57	\$6,786.00
58	Fence (New Install, All Types- City Standard- 6' or less)	LF	500	\$26.10	\$13,050.00
59	Debris (Haul and Disposal to Trail Ridge from S&E)	TN	1,000	\$8.35	\$8,352.00
60	Debris (Haul and Disposal to Trail Ridge from N&W)	TN	1,000	\$5.22	\$5,220.00